



RAJ GLOBAL ACADEMY

ENLIGHTENING FUTURE MINDS



**CLASS
IV**

Holiday Homework



✦ MALORANA - KHALILABAD - SANT KABIR NAGAR ✦

SUMMER HOLIDAYS

ASSIGNMENTS

2023-24

CLASS: IV

Dear Children

Summer Break is a time for fun filled activities, visit to family, bonding with cousins and at the same time to keep learning over the weeks. So enjoy yourself and make a beginning to a fruitful and enjoyable year with these fun activities.

- Read for pleasure. Pick up any storybook and after reading it, write what you liked about it. Draw your favourite character from the book or design its cover.
- Learn to be responsible. Help mummy about the house by making your bed every day and keeping your room clean. Keep your things in proper place.
- Eat healthy and exercise daily, play or go for a walk.

GENERAL INSTRUCTIONS:

- All assignments to be done on Interleaf (one side plain) A4 sheets.
- Do your work neatly.
- Use colourful pencil colours, Sketch pens, glitter etc.
- Mention your name, class, Student_Id, Subject on the top of the sheets and staple it subject wise.
- Keep all assignments in one file folder.
- Show your creativity and drawing skills in the assignments wherever you can.

Enjoy summer vacation with your family members

ENGLISH

1. Imagine you have entered a large garden and find many wonderful and beautiful things there. Describe the magic garden in your own words.
2. Write 10 line cursive handwriting daily.
3. Find out 30 pairs of rhyming words and write it in your copy.
4. Collect the photographs of your family members like your grandfather, grandmother, father, mother, and siblings and make a family tree and write few lines about each. (You can use chart paper and decorate it properly)

HINDI

1. अपनी लिखावट को सुन्दर बनाते हुए 20 पेज सुलेख लिखकर उनका वाचन अभ्यास किजिए।
- 2- एक दिन के अवकाश के लिए अपने प्रधानाचार्य को पत्र लिखिए।
3. बादलो के चित्र बनाकर बादल पर संक्षिप्त अनुच्छेद लिखो।
4. किसी कहानी के किन्ही दो पात्रों के बीच हुई बातचीत को संवाद शैली में (पाँच-पाँच) संवाद लिखिए।

EVS

- Collect the pictures of family members and paste them A4 sheet. Describe each picture in two/ three lines.
- Read taught chapter of your EVS text book and underline 20 difficult words. Write underline words and it meaning on A4 sheet.
- Draw and describe the structure of the teeth on the A4 sheet from chapter - 4.
- Write few lines about special children and Braille script on the A4 sheet.
- Draw a structure of tongue and describe its all parts on the A4 sheet.

COMPUTER

- A. Draw and colour a picture of Abacus on A4 size paper.
- B. Write three computer etiquettes which you must follow in computer lab.
- C. Learn the hardware part of a computer and draw its picture on A4 sheet.

MATHEMATICS

I. Answer the following.

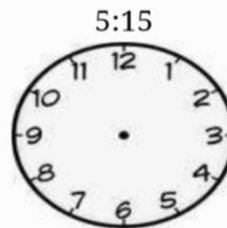
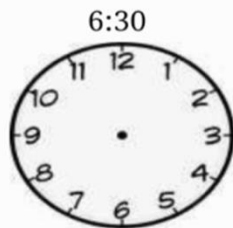
1. Indicate the place value of encircled figure.
3 (4) 2 _____
2. Find missing numbers.
50, 100, 150, _____, _____, _____.
3. $36 - \square = 24$
4. Standard units to measure the liquids is _____.
5. How many months does a year have ? Ans: _____.

II. Do as directed.

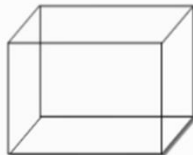
1. Check your answer your self.

$$\begin{array}{r} 384 \\ - 243 \\ \hline \end{array}$$

2. Show the hands on the clock for the given time .



3. Observe the figure and answer the following?



III. Learn tables from 2 to 20 and then write it on A4 sheet.